

ARTESIAN SPAS®



PLATINUM ELITE CLASS

EXPERIENCE THE ULTIMATE

A close-up, high-angle shot of a white spa's interior. The surface is smooth and glossy, reflecting light in soft, curved patterns. Several circular chrome jets are visible, each with a central nozzle. The jets are arranged in a grid-like pattern, and the lighting creates a sense of depth and texture on the white surface.

## LUXURY REDEFINED

Luxury can be something of a relative, subjective thing. What seems luxurious to one person may seem substandard at best to another. But there is a level of luxury that's so refined, so beautiful, and so impressive that it's unmistakable. The Platinum Elite line of spas from Artesian is the embodiment of that level of luxury. Every aspect of these spas is designed to provide the user with the ultimate therapeutic spa experience. Simply stated, no other spa in the market can measure up to the quality, features, and beauty of a Platinum Elite spa from Artesian.

## SERENITY REDEFINED

There are few sounds more universally soothing than that of running water. It speaks to the most elemental part of ourselves. It soothes us, calms us, and restores us. With that truth in mind, we designed each Platinum Elite spa with multiple AquaSerene™ water features which surround users with the soothing sights and sounds of gently falling water. Two pop-up fountains are infused with LED light and powered by the 24-hour circulation pump to provide a constant source of visual and auditory tranquility. Each Platinum Elite spa also includes two Pillowfall water features – also enhanced by LED lighting – which allow users to experience a calming cascade of water over neck and shoulders.






## COMFORT REDEFINED

When designing our spas we don't use the latest 3D modeling software – in fact, we don't even use a mouse. We use such blunt instruments as chisels, sand blocks, files, and putty knives. Indeed, we take pride in just how primitive our design process is. We create our molds the old fashioned way – we sculpt them by hand. The creation of the beautiful, organic forms that grace our spas is far more art than science, and the intimate human contact with our process insures that our great looks are built for the human form.


## PERFORMANCE REDEFINED

Artesian's Platinum Elite spas are indeed beautiful. But our spas are far more than just aesthetically pleasing. Behind the graceful lines and pampering surfaces lies the most powerful, sophisticated system ever devised for moving and controlling the flow of water in a spa. This personalized water control system is what truly sets this Artesian spa line apart. The Platinum Elite spa moves more water volume through more jets with greater power and less resistance than any other spa in the industry. Our patented Helix Jet System produces a powerful rotating pulsing action, giving you a soothing, luxurious hydro-massage unlike any other. Simply stated, you will not find a better performing, more therapeutic spa anywhere. Period.



## poly-planar<sup>®</sup> stereo system

Your search for the ultimate multi-sensory spa experience is over. Artesian's Platinum Elite spas now offer the Poly-Planar<sup>®</sup> Stereo System\*, the most innovative audio system available for the spa environment today. The Poly-Planar<sup>®</sup> receiver, MP3 player, and CD changer has been designed specifically for use in spas and is conveniently controlled by the durable floating remote control. You can surf the radio dial with AM and FM frequencies, or relax with your favorite CDs or MP3s. This system features two waterproof pop-up speakers which can be rotated a full 360°, as well as a serious subwoofer contained in the cabinet. The depth and quality of the sound produced by the Poly-Planar<sup>®</sup> system provides a technologically refined, high-quality audio experience that will enhance and complement your spa enjoyment.



Our stereo features a floating remote control.

\*stereo systems are optional



## pelican bay 108 x 92 x 37

For those with large families, those who like to entertain in ultimate style, or those who just like more space to spread out and move around, the all new Pelican Bay offers the most space a Platinum Elite spa has ever offered. This spa features an astonishing 69 high-performance, sophisticated jets and five therapy pumps, as well as a WhisperPure circulation system with a high flow pump. The Pelican Bay Platinum Elite spa does not sacrifice therapy or performance for the sake of size.

### specifications

seating capacity	9
dry weight	1100 lbs
filled weight	5600 lbs
water capacity	550 gal
pumps	(5) 3 hp. pumps (1) 24 hr. circ pump
directflow controls	5
heater	Artesian Thinktemp
light	DynaStar™ LED
full foam	yes
number of filters	3
filter type	(2) 50 sq ft pleated (1) disposable Micron

### jets

5" cyclone direct	1
5" cyclone twin spin	3
5" cyclone swirl	5
3" micro cyclone swirl	48
euro cyclone	7
whirlpool	2
jumbo storm massage	1
ozone/drain jet	1
return jet	1
<b>total jets</b>	<b>69</b>

# dynastar™ and dynabrite™ lighting systems

Every Platinum Elite spa comes standard with the DynaStar™ L.E.D. lighting system, which consists of a large main light as well as lights in the pillows, pillowfalls and AquaSerene water features. The optional DynaBrite™ L.E.D. lighting system\* adds an additional 7 underwater lights, as well as 2 exterior accent lights on the outside corners of the spa. This unique light show utilizes multiple two-inch lens fixtures that house synchronized light generators. This ten-function system leaps to life with a touch of the button on the spa control pad. Each touch washes the water with up to five different colored lights and allows the user the ability to stop on any one of the preferred colors. But the family of solid colors is not where the DynaBrite™ light show earns its name. Scroll further with the control button, and you will discover a multicolored adventure with each touch. The final five functions are different combinations of colors set side-by-side in an artful transition. The DynaBrite™ L.E.D. Lighting System is your invitation to a truly dazzling spa experience.

\*DynaBrite™ L.E.D. lighting system is optional on all Platinum Elite spas

## piper glen 92 x 92 x 37

The flagship of the Platinum Elite spas, it's no wonder the Piper Glen was awarded the Consumers Digest "Best Buy" Award in the Premium Category of spas. Loaded with 67 high-volume, sophisticated massage jets and four full-therapy seats, the Piper Glen certainly offers the ultimate spa experience.



### specifications

seating capacity	8
dry weight	968 lbs
filled weight	5175 lbs
water capacity	505 gal
pumps	(5) 3 hp. pumps (1) 24 hr. circ pump
directflow controls	5
heater	Artesian Thinktemp
light	DynaStar™ LED
full foam	yes
number of filters	3
filter type	(2) 50 sq ft pleated (1) disposable Micron

### jets

5" cyclone twin spin	4
5" cyclone swirl	5
3" micro cyclone	48
euro cyclone	5
whirlpool	2
jumbo storm massage	1
ozone/drain jet	1
return jet	1
<b>total jets</b>	<b>67</b>



## pillowfall

Experience a one-of-a-kind splash every time you enjoy your spa with the Artesian Pillowfall. Water pours from the spa pillow, creating a soothing waterfall with all its tranquil effects. Simply enjoy the serene sound of the falling water or nestle under and feel the warm water sweep down your neck and back.



## dove canyon 92 x 92 x 37

This feature-packed Platinum Elite spa shares similar dimensions and assets with the Piper Glen. However, its dedicated lounger, with dual rotating foot jets and calf massage, makes this a unique spa. A hallmark of the Platinum Elite line, the versatile triad seat features wraparound, high-flow, adjustable jets and offers multiple variations of hydro-massage options.

### specifications

seating capacity	6
dry weight	901 lbs
filled weight	4860 lbs
water capacity	475 gl
pumps	(5) 3 hp. pumps (1) 24 hr. circ pump
directflow controls	5
heater	Artesian Thinktemp
light	DynaStar™ LED
full foam	yes
number of filters	3
filter type	(2) 50 sq ft pleated (1) disposable Micron

### jets

5" cyclone direct	2
5" cyclone twin spin	4
5" swirl	3
3" micro cyclone	46
euro cyclone	7
whirlpool	2
jumbo storm massage	1
ozone/drain jet	1
return jet	1
<b>total jets</b>	<b>67</b>





## artesian smartpad control console

This user-friendly keypad provides a maximized viewing area with an adjustable backlight. It features highly responsive, rubberized keys that provide an audible confirmation when keys are pressed. Its menu-driven interface features use of visible icons, making control of the spa simple for the spa user.

## quail ridge 92 x 77 x 34

This mid-sized spa is ergonomically designed to keep you in place as the jets work their wonder. This spa offers a dedicated lounger with armrests and a dynamic, super-massage foot and leg well in the lounging position. The Quail Ridge is a space-saving spa that will fit through most doors, yet it easily gives you all the luxury and comfort that are characteristic of the Platinum Elite spa line.



### specifications

seating capacity	5
dry weight	579 lbs
filled weight	3450 lbs
water capacity	345 gal
pumps	(4) 3 hp. pumps (1) 24 hr. circ pump
directflow controls	4
heater	Artesian Thinktemp
light	DynaStar™ LED
full foam	yes
number of filters	3
filter type	(2) 50 sq ft pleated (1) disposable Micron

### jets

5" cyclone twin spin	3
5" cyclone swirl	3
5" swirl	3
3" micro cyclone	44
euro cyclone	5
jumbo storm massage	1
ozone/drain jet	1
return jet	1
<b>total jets</b>	<b>58</b>

# DIRECTFLOW<sup>®</sup>

why divert when you can direct?

The innovative patented DIRECTFLOW<sup>®</sup> switchless motor and plumbing system of the Platinum Elite line makes use of highly efficient, long-lasting pumps and motors, located approximately under each hydrotherapy seat or positioned relative to a special feature such as the foot massage dome. Each seat is controlled by a DIRECTFLOW<sup>®</sup> personal control panel consisting of an on/off switch, as well as an air control for the jets and a Variable Flow Control™ (VFC) located in easy reach of the spa user. VFC is an integral part of the DIRECTFLOW<sup>®</sup> system. This patented valve gives users the ultimate in personalized control over the spa hydrotherapy environment.



## DIRECTFLOW<sup>®</sup> FEATURES AND BENEFITS

- **ONE PUMP PER SEAT:** This allows for optimized efficiency and control by supplying exactly the desired amount of water to only the seats that are occupied, instead of turning on the whole spa.
- **ONE CONTROL PER SEAT:** Each spa occupant has their own DIRECTFLOW<sup>®</sup> Personal Control panel. This allows for personalized, ergonomically efficient control without having to move around the spa.
- **DIRECT WATER FLOW:** Water flows directly from the pumps to the jets with no diverters, valves or dead ends. This system provides maximum output with a minimum of resistance.
- **EFFICIENCY:** The DIRECTFLOW<sup>®</sup> system allows the use of smaller, more efficient pumps. This, combined with the fact that each seat has its own pump and control, eliminating the need for diverters, means our spas operate with maximum efficiency and durability, greatly reducing the long-term cost of operation.
- **VARIABLE FLOW CONTROL™:** The VFC valve allows the user to regulate the water output from the pump by adding air into the line before the pump (decreasing output) and after the pump (increasing velocity), giving each user maximum massage control from their seating station. The VFC valve also eliminates traditional diverter valves, simplifying the plumbing of the spa and increasing durability while greatly reducing noise.





## artesian thinkpak spa pack

Thinkpak is a technologically advanced, state-of-the-art spa pack that features a totally waterproof enclosure. This slim, compact spa pack is functionally designed with innovative, built-in features. Thinkpak displays any error occurrences on the Smartpad display, providing for user flexibility and easy troubleshooting if required.

## artesian thinktemp heater

The heater is an intelligent, remote water heating system designed to be totally maintenance-free. Separate from the spa pack, its long list of features includes a built-in temperature probe and a water flow detector that eliminates the need for a pressure switch. The heater's safety system provides several levels of over-heat protection, and it controls multiple power levels with a single element. This is the first heater in the industry to have a solid-state controller, giving it extended life.

## ozone: natural clarity is a beautiful thing

What does ozone do for your spa water? Ozone destroys bacteria, viruses, and mildew, and eliminates spores and fungus, as well as oils and other contaminants. It keeps your spa water clean, clear and fresh. Ozone ultimately enhances the performance of chlorine and bromine in your spa and allows you to use substantially smaller amounts of those chemicals to achieve and maintain sparkling, clean water. Every Platinum Elite spa has an ozonator installed for 24 hours of treatment.

## platinum elite micron filter

The Platinum Elite disposable micron filter creates a unique filtration method for spas with circulation systems. Lower density fibers are used on the surface of the filter, with higher density fibers nearer the center. This increases the dirt-holding capacity of the filter cartridge, as well as greatly increasing the efficiency of the filter and the clarity of the water. This disposable filter design improves water circulation while reducing the use of chemicals in your spa, and it has proven to be much more efficient and effective than the standard pleated cartridge filter.

## switchless motor technology

The revolutionary switchless motors used in the Platinum Elite spas drive high-water-volume pumps that are long-lasting and virtually trouble-free. The result is the most energy-efficient, cost-effective spa on the market today! The switchless motor design does not require a mechanical switch to take it from the start position to run position, which greatly increases the efficiency of the motor. It also diminishes operating noise, such as the vibration and electrical noise heard with conventional motors. An added bonus of the switchless motor requires 10 to 16 fewer parts than a conventional motor, which means many potentially problematic components have been eliminated. The life of our switchless motor can be measured in tens of years instead of hundreds of hours.

## WhisperPure circulation system

Artesian's E-Series circulation system brings new meaning to circulation pump performance in the spa industry. This revolutionary system filters 30 gallons per minute, which means that the spa water is filtered and ozone-sanitized more than 100 times a day. The pump has no shaft or seals to go bad, so the end result is a durable, leak-proof system that is whisper-quiet as well as cost-efficient. This circulation system operates at a lower cost than any other system available today.

## cost-effective, earth-friendly efficiency

All the performance in the world can be wasted if it's not efficient. The Platinum Elite DirectFlow system, utilizing our switchless pumps, keeps your electric bills low. Because of their lower power requirements and the control of water flow, our pumps actually deliver more water with less resistance. This means a Platinum Elite spa may cost 50 percent less to operate than a traditionally built spa. You should relax in your Platinum Elite spa, knowing that luxury and high performance do not mean increased consumption and high cost.




# MADE TO THE HIGHEST STANDARDS

Looking for a spa can be a daunting experience. You want to know you are getting value for your money.

## FULL FOAM INSULATION

The space between the maintenance-free cabinet and the structure is filled with high-insulation foam. Full-foam insulation combined with our heavy-duty spa cover works to ensure the best rate of heat retention available in any spa. But that's not all! Full-foam insulation offers a host of other benefits, such as a stronger spa structure and less wear on plumbing welds by holding all jets and hoses securely in place. This dramatically increases the lifespan of the plumbing by virtually eliminating movement and vibration.




## DURABLE ACRYLIC SHELL

Every Artesian spa has a durable shell constructed of beautiful acrylic with our lifetime Diamondbond backing. Our jets rotate on bearings rather than plastic for ease of adjustment, and our pillows are a dyed-through, closed-cell foam to prevent cracking, discoloration, and water absorption.

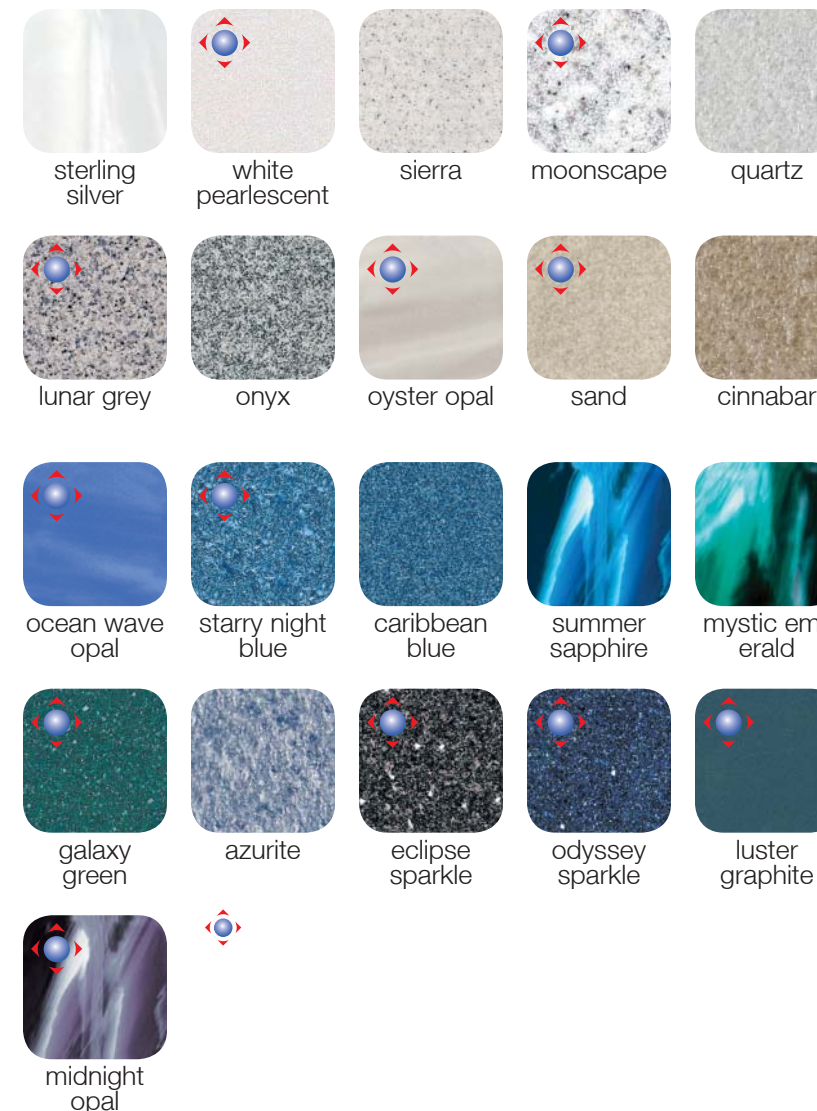
## LONG-LASTING PERMAWOOD CABINET

At Artesian, we ensure that you get the best possible value by producing the highest quality spas available today, starting with our structure. We use only pressure-treated lumber in the frames of all our spas, to support the spa and to serve as the base for our beautiful, long-lasting PermaWood cabinet. Every Platinum Elite spa comes standard with a full ABS bottom, as well as a bottom drain for easy water changing. We build a spa the same way a good house is built – to last!



country taupe permawood    java permawood    grey permawood    red permawood

# Acrylic Colors



Artesian proudly offers cast acrylic with antimicrobial protection, in addition to our granite and marble shells. Tested safe and registered with the EPA, Microban penetrates and disrupts key cell functions of microorganisms. Although spa owners should still follow a regular maintenance program, Microban inhibits the growth of bacteria that cause odor and stain between cleanings. And, it works with your regular treatment regimen.

# WARRANTY

## structure

Artesian warrants against loss of water due to defects in the spa shell for the **entire life** of the spa!

## surface

Artesian warrants the interior of your spa against blistering, cracking and delamination – a full seven years for Platinum Elite spas.

## plumbing structure

We warrant the workmanship and materials for our factory-installed components – hoses, injectors, fittings – for a full five years on all Platinum Elite spas.

## equipment / controls

Platinum Elite spas carry a five-year warranty against defects in the pumps, heaters, and control systems.





pelican bay



piper glen



dove canyon



quail ridge

spa	size	jets	V.F.C.* zones	pillowfalls/aquasere features	equipment
pelican bay	108 x 92 x 37	69	5	2/2	(5) 3.0 MBHP switchless motor – (1) 3-way valve
piper glen	92 x 92 x 37	67	5	2/2	(5) 3.0 MBHP switchless motor – (1) 3-way valve
dove canyon	92 x 92 x 37	67	5	2/2	(5) 3.0 MBHP switchless motor – (1) 3-way valve
quail ridge	92 x 79 x 34	58	4	2/2	(4) 3.0 MBHP switchless motor

\*V.F.C. = Variable Flow Control

### standard features

- Patented DirectFlow® Technology
- WhisperPure 24 hr. circulation system
- Long-lasting switchless pumps
- Artesian Thinktemp Heater
- Artesian Smartpad Control Console
- Artesian Thinkpak Control Pack
- Artesian Ozone in-line water treatment
- 1 Disposable Microban filter, 2 cartridge filters
- Streamline menu-driven panel
- Adjustable jets to give user total control
- Full foam w/ ABS bottom
- Drain/Ozone w/ Mazzei injector
- Stainless Steel Escutcheons
- DynaStar™ L.E.D. Lighting
- 3" to 5" ASTM Super Cover
- PermaWood cabinets
- Jetted cool down seats – an Artesian exclusive
- warranty:** Lifetime Structure; 7-Year Surface; 5-Year Parts, Labor and Plumbing; 2 Years On PermaWood Cabinets

### available features

- Microban Acrylic
- DynaBright™ L.E.D. Lighting w/ exterior mood lighting
- PolyPlanar Stereo System:** 2 pop-up IR Speakers, Sub-woofer; CD Player And MP3 Adapter; Floating remote control
- Pro-Pure Ozone Mixing Chamber
- Artesian Nature-2 Cartridge
- Pro-Guard Heavy Lift Cover

### available shell colors

- Microban Celestial Granite Series**  
starry night blue; galaxy green; lunar grey; moonscape\*
- Microban Sparkle Series**  
eclipse; odyssey
- Microban Luster Swirl Series**  
midnight opal; oceanwave opal; oyster opal\*
- Microban Luster Series**  
white pearlescent\*; luster graphite
- Granite Series**  
caribbean blue; sierra; onyx; sand
- Mineral Series**  
quartz\*; cinnabar\*; azurite
- Gemstone Series**  
mystic emerald; summer sapphire
- Marble Series**  
sterling silver\*

\*pelican bay is only available in these colors

### available cover colors

- Available in both Standard and Pro-Guard heavy lift covers**  
rust; grey; oxen beige; slate

### available cabinet colors

- PermaWood**  
red; country taupe; grey; java
- Corinthian wood**  
red stain; coastal grey stain; natural (no stain)



EXPERIENCE THE ULTIMATE

